




ARCHITECTURAL  
GRATES + DRAINS



# 100TiiCO30

## Tile Insert Drain



Full stainless steel Tile Insert drain with centre outlet

The 100TiiCO30 is a fully finished ready to install all stainless steel unit featuring a Tile Insert Frame and drainage channel manufactured from 3mm thick 316 marine grade stainless steel.

Suitable for tiles up to 12mm thick.

**Code** 100TiiCO30

**Range** 100

**Grate Style** Ti

**Category** Fixed-Length Units


**Channel Material** Stainless Steel

**Steel Grade** 316

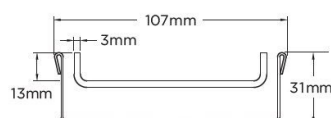
### SPECIFICATIONS + DIMENSIONS

<b>Channel Width</b>	107mm
<b>Channel Depth</b>	31mm
<b>Length(s)</b>	900mm 1000mm 1200mm
<b>Outlet Size</b>	DN80

### STORMTECH COLOUR FINISHES



Electroplate finishes subject to natural variation with time and local environment. Factors such as pools/surf beaches may require electropolishing. Contact us for suitability.



Grates longer than 1500mm supplied in sections. Tile Inserts longer than 1200mm supplied in sections. Channels over 3000mm supplied in sections with joiner. +/-2mm tolerance on dimensions.

### PRODUCT APPLICATIONS

- |                             |                            |
|-----------------------------|----------------------------|
| Bathroom Drainage           | Shower Drainage            |
| Aged / Health Care Drainage | Multi-Residential Drainage |
| Balcony Drainage            | Special Needs Drainage     |
| Commercial Drainage         | Threshold Drainage         |
| Pool and Spa Area Drainage  | Suspended Slab Drainage    |
| Hospitality Drainage        | Wet Area Drainage          |

Copyright © Stormtech Pty Ltd. Patent 733361. Drawings not to scale, please use dimensions shown. Downloaded 12/06/2026 (please check for updates)



Visit [stormtech.com.au](http://stormtech.com.au)  
for tools + inspiration.

Phone **1300 653 403**

Email [info@stormtech.com.au](mailto:info@stormtech.com.au)