



ARCHITECTURAL  
GRATES + DRAINS



# 100Custom-316-A

## Linear Drain



316 stainless steel 100mm wide grate and custom channel depth.

Depth between 22mm and 100mm for a U shape channel. Depth between 40mm and 100mm for a recessed channel.

Available with a 3mm wire x 5mm gap, 5mm wire x 5mm gap, 5mm wire x 5mm gap Grate Grip slip resistant dimple finish and 2mm wire x 2.5mm gap grates

Suits Load Class A

For site specific needs or unusual situations, choose from our Custom Fabrication range.

Stormtech can customise any drainage requirements to achieve maximum efficiency.

**Code** 100Custom-316-A

**Range** Custom Fabrication

**Grate Style** CR

**Category** Custom Made


**Channel Material** Stainless Steel

**Steel Grade** 316

### SPECIFICATIONS + DIMENSIONS

<b>Channel Width</b>	110mm
<b>Channel Depth</b>	22mm - 100mm
<b>Length(s)</b>	As Required
<b>Outlet Size</b>	DN40, DN50, DN65, DN80, DN100

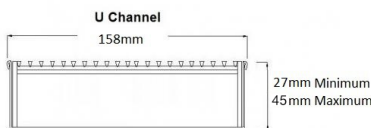
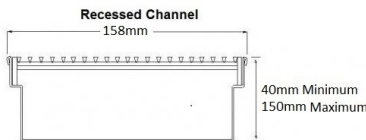
### STORMTECH COLOUR FINISHES



Electroplate finishes subject to natural variation with time and local environment. Factors such as pools/surf beaches may require electropolishing. Contact us for suitability.

### PRODUCT APPLICATIONS

- Bathroom Drainage
- Aged / Health Care Drainage
- Balcony Drainage
- Commercial Drainage
- Courtyard / Patio Drainage
- Driveway Drainage
- Pool and Spa Area Drainage
- Hospitality Drainage
- Paved Area Drainage
- Shower Drainage
- Multi-Residential Drainage
- Special Needs Drainage



Grates longer than 1500mm supplied in sections. Tile Inserts longer than 1200mm supplied in sections. Channels over 3000mm supplied in sections with joiner. +/-2mm tolerance on dimensions.

Copyright © Stormtech Pty Ltd. Patent 733361. Drawings not to scale, please use dimensions shown. Downloaded 14/04/2026 (please check for updates)



Visit [stormtech.com.au](http://stormtech.com.au)  
for tools + inspiration.

Phone **1300 653 403**

Email [info@stormtech.com.au](mailto:info@stormtech.com.au)